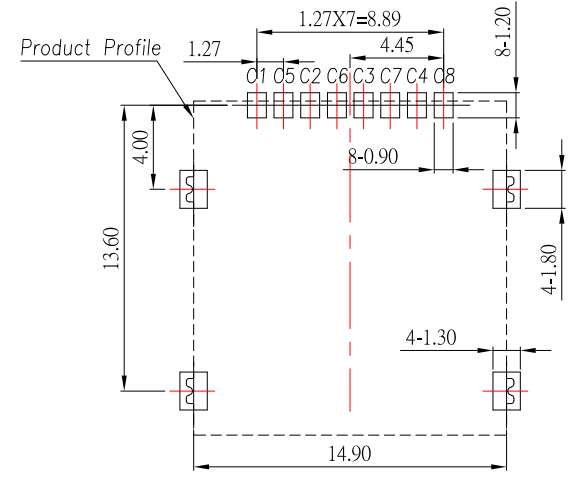
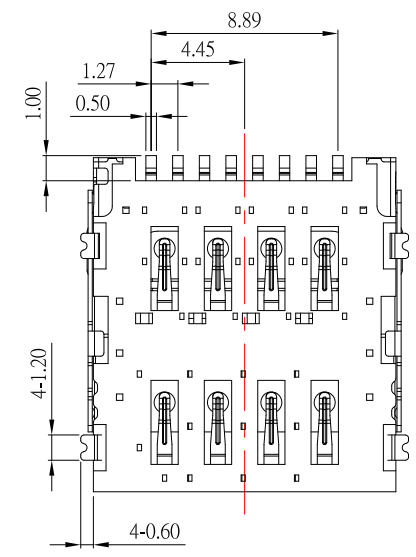
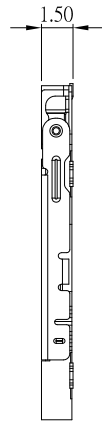
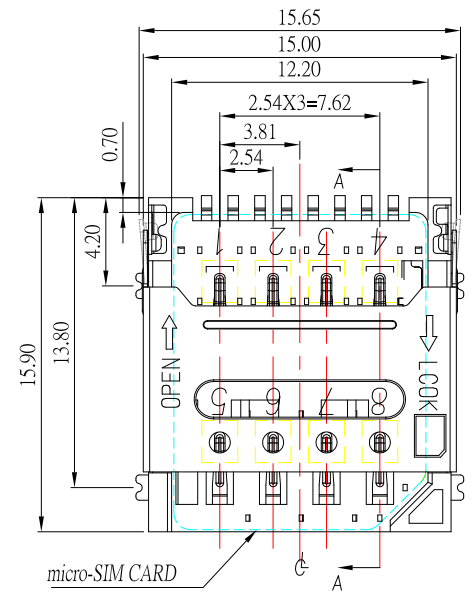
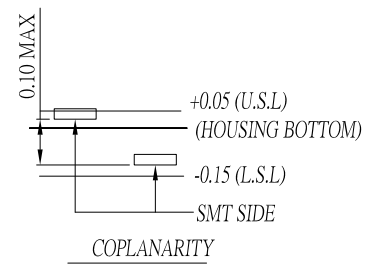
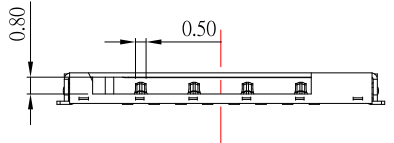


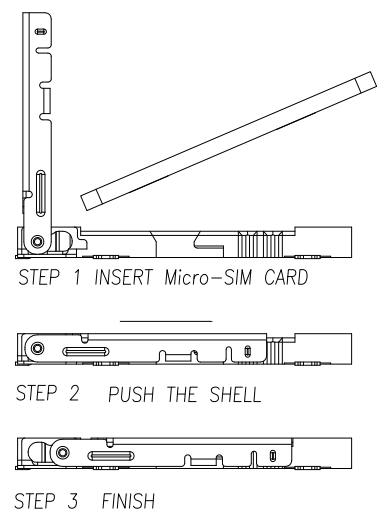
SECTION: A-A



PCB LAYOUT



SIM CARD	
Pin No.	NAME
C1	VCC
C2	RST
C3	CLK
C4	RESERVED
C5	GND
C6	VPP
C7	I/O
C8	RESERVED



SPECIFICATION

- Electrical :
- Contact Resistance: 60 mΩ Max.
 - Insulation Resistance: 1,000 MΩ Min.
 - Dielectric Withstanding Voltage: 500 V AC
- Material:
- Housing: Thermoplastic
 - Contact: Phosphor Bronze
 - Shell: SUS
- Finish:
- Contact: Plated Gold in Mating Area ;
Tin Plated on Solder Balls ;
Nickel under plated overall
 - Shell: Nickel under Plated surface laye



TOLERANCE UNLESS OTHERWISE STATED :

Up to 5	±0.2
Above 5 ~ 15	±0.3
Above 15 ~ 30	±0.4
Above 30 ~ 50	±0.5
Angle	±0.3

3RD. ANGEL'S

DRAWN BY:	DATE	MAT'L	TITLE	CONNECTOR
Jack Lu	03/22/18			
CHECKED BY:	DATE	FINISH	MODLE	MICRO SIM 8PIN H1.5 掀蓋
Jacky Chen	03/22/18			
APPROVED BY:	DATE	SCALE	DWG NO.	MSIM-08H150-S267
Tony Kao	03/22/18	1 : 1	PART NO.	MSIM-08H150-S267
		SHEET NO.	1 of 1	
				SIZE A4
				VER A0

ITEM NO.	DESCRIPTION	DRAWN	DATE
1	更新尺寸及更新為A0版	Jack	032218